



Engineering progress
Enhancing lives


Mine a gem as rare as you.

Inspired by gemstones, RAUVISIO crystal's natural and polished finishes achieve a rarified luster.

na.rehau.com/crystal



RAUVISIO crystal™ acrylic surface, found in its polished and natural finishes, brings cemented energy to achieve a rarified luster. The lightweight, yet durable polymer surface creates a deep and multifaceted aesthetic when finished with beveled REHAU LaserEdge™ technology. From its sleek cool facets to its color play, uncover radiant and deeply personal spaces with RAUVISIO crystal.




Features & benefits

- Completely unique visual depth and reflective quality
- Scratch resistant
- Chemical and stain resistant
- Easy to clean with microfiber towels
- Take notes or write tasks with whiteboard markers (polished) or chalk (natural)
- Cut and processed with woodworking tools
- 10x more break resistant than real glass
- 50% lighter than real glass

A surface that fascinates.

Our fascination with crystals, their origins, strength and composition, dates back to the beginning of civilization when our ancestors believed these formations contained healing powers, sometimes even deities, within them. Their cool-to-touch slick surface, dazzling glimmer and multifaceted reflection keep us mesmerized.



Polished vs Natural Finish

Stones in all finishes have a certain enchantment that draw passers-by in. For some, the gritty finish of raw gems isn't lackluster; it's laconic. For others, the slick polished state of a gem unlocks the colorful fire subdued within. Offered in polished and natural finishes, RAUVISIO crystal transitions seamlessly between sleek reflective gloss and powdery matte to create a singular reality in your space.

Available in natural (matte) to use with chalk or polished (gloss) to use with whiteboard markers.




NEW! Agate collection



Laguna

polished 2407L



Atlantico

polished 2409L




Terriccio

polished 2405L


Band together hues that energize. Consort with your inner artist to combine the joyful enthusiasm of these colors adding vitality to your home. Combine these colors to create a layered aesthetic of luxury while emitting waves of serenity in any space.



Diamond collection



Bianco

polished V2778
natural 1696L

Perla

polished V2892
natural 1697L


Zucchero

polished 1923L

Whites that emanate grandeur. The allure of white is one that has made its way into our traditions - in ceremonial rituals such as weddings and in the way we understand and measure purity. The scarcity of white in our natural world and our reverence of it perseveres and continues to be a staple of modern design. We invite you to find a white that adds the right warmth and clarity to your design.




Vermarine collection




Menta

polished 1684L



Sabbia

polished 1687L
natural 1703L


Nebbia

polished 1910L
natural 1911L

Sea foam, sand and blossoms. Stretch out on a moonlit beach. Feel gentle waves crashing beneath your feet. Embrace the reflection of the moon as the tide comes in and allow the calming colors of dawn to envelop you.




Obsidian collection




Piano

polished 2015L



Fumo

polished 1686L
natural 1702L


Decorative Mirror

polished 1721L

Heart of darkness. Hints of onyx, obsidian, tourmaline and quartz are the inspiration for these dark, glassy and seductive surfaces. These colors draw forth a magnetism where gathering and contemplation can take place effortlessly. Day or night, these surfaces boast opulent richness with their profound color and illusive nature.



Mineral collection



Marmo Bianco polished 1970L



Legno Sbiancato polished 1976L



Marmo Nero polished 1971L

Deposit ambience. Etch a look that brings explosive fragments of color into your dwelling. This collection is inspired by recrystallized decorative stone to add high-class style and curio-like charm in all settings.



RAUVISIO crystal technical information

The mystique of RAUVISIO crystal acrylic surface is its stone-hard nearly 2 mm clear acrylic top layer that creates intense reflectivity, entrancing optical depth with crisp facets and superb UV- and scratch-resistance. With natural and polished finishes, designs from mineral to mirror, board and slim configurations, RAUVISIO crystal is our most versatile line. It spans sensations from stunning to surprisingly fun:

- Imagine RAUVISIO crystal slim™ as a backsplash or shower walls.
- Accent an entrance with RAUVISIO crystal™ Decorative Mirror for a reflective acrylic surface.
- Even create message boards: Write with chalk on the natural finish, dry-erase markers on the polished.

RAUVISIO crystal is offered as boards, 4 mm wall panels and edgeband or fabricated panels and cabinet doors. On boards, panels and doors, the crystal laminate and a color-matched balancing backer are applied using PUR glue to an MDF core that is CARB2, TSCA Title VI certified. Panels and doors are finished with perfectly matched REHAU LaserEdge, then beveled for a convincing replication of back-painted or frosted cut glass. At 50% lighter and 10 times more break resistant than real glass, yet as easy to work with as engineered wood, RAUVISIO crystal is a gem of a surface you'll mine time-and-again.



The RAUVISIO crystal acrylic surfaces are laminated onto super-refined MDF using specially formulated PUR glue in a clean room environment to ensure an optical grade reflective quality and perfectly balanced panels.

Board specifications

RAUVISIO crystal is flat-laminated to a high-quality, super-refined, engineered MDF core that is PEFC, CARB2, TSCA Title VI certified which provides a stable, consistent substrate and virtually eliminates warping.

Edgeband specifications

RAUVISIO crystal polished components are edgebanded with duo-design REHAU LaserEdge with a clear layer at the top to match the crystal glass laminate sheet allowing the glass effect to continue all the way to the edge

RAUVISIO crystal natural components are edgebanded with our matching REHAU LaserEdge elegant matte edgeband trimmed at 45°, giving a glossy chamfered edge just like real frosted glass when cut. You can also choose a traditional radius edge. The bottom edge is a typical radius to give a proper appearance against the cabinet.

Cleaning and care

Clean with a damp microfiber cloth and mild soap if needed. RAUVISIO crystal has a very hard, scratch-resistant finish. Avoid abrasive cleaners, solventbased cleaners and harsh chemicals. Do not use paper towels, brushes or scouring pads. REHAU is not responsible for any damage done by abrasive cleaning products or procedures.

Protective coat

A protective peel coat is applied to the top of the surface, as well as to the edgebanded sides. Do not expose peel coat to direct sunlight before removal. Remove promptly after installing cabinet but prior to mounting decorative hardware. To remove peel coat, use rubber fingertips or our peel coat removal tool.

Profile specifications

| | |
|------------------|--|
| Appearance | Polished (gloss) or natural (matte) in solid color or stone inspired |
| Door style | Slab and shaker with glass insert or frame only |
| Design style | Modern, contemporary |
| Construction | PUR laminated face and back, REHAU LaserEdge |
| Face material | Two-layer polished (gloss) or natural (matte), multiple colors |
| Back material | Balancing sheet, matching color |
| Edgeband | REHAU LaserEdge, matching color |
| Core | Super-refined MDF |
| Board thickness* | 3/4 in (19 mm) |

*Starting May 2024, board thickness will change to 20.1 mm. Please see page 99 of the RAUVISIO House program guide for all updated sizes.

Cabinet door size parameters

| | |
|---|--|
| Minimum slab | 3 x 5 in (76.2 x 127 mm) |
| Maximum slab | 50 x 109 in (1270 x 2768.6 mm) |
| Minimum shaker (glass insert or frame only) | 8-7/8 in W x 11 in H (225.4 mm W x 279.4 mm H) |
| Maximum shaker (glass insert or frame only) | 30 in W x 65 in H (762 mm W x 1651 mm H) |
| Maximum slab (RAUVISIO crystal Decorative Mirror) | 47 x 95 in (1194 x 2413 mm) |

Edgebanding profile

| | |
|-----------------|--|
| Top edge | 1.3 mm radius or 45° 3 x 3 mm chamfer (radius only for shaker doors) |
| Bottom edge | 1.3 mm radius |
| Finish polished | Duo-design or mirror gloss, color matched |
| Finish natural | Elegant matte, color matched |

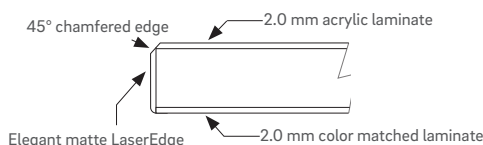
Accessory products

| | |
|----------------------|--|
| Backsplash | Thickness 5/32 in (4 mm) Cut-to size up to 50 x 109 in (127 x 277 cm) |
| Integrated handle | 1-17/64 and 5/64 in (32 and 2 mm) |
| Appliance end panels | 1.5 in thick panel, up to 4 ft W x 9 ft H |

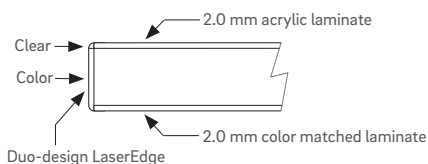
Slab profile



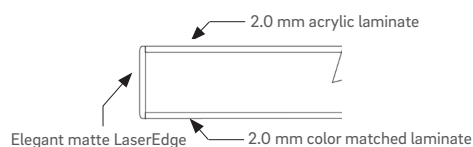
Polished or natural bevel edge profile



Polished radius edge profile



Natural radius edge profile



RAUVISIO crystal slim technical information

The system design of RAUVISIO crystal slim allows for a wide range of applications, including kitchen or bath backsplash, shower walls, partition walls or fillers. It can be perfectly matched with RAUVISIO crystal cabinet doors or used as a reflective accent.

Sheet specifications

RAUVISIO crystal slim is a 2 mm thick clear acrylic laminate, the bottom 0.4 mm is colored and the top 1.6 mm is clear. The 2.0 mm thick backer laminate is a solid matching color 2 mm thick layer. The total thickness is 4 mm.

Applications

RAUVISIO crystal slim is a great, modern alternative to use instead of glass in the kitchen and bathroom. It can serve as a backsplash, decorative wall panel or a shower wall cladding. Please note that if using RAUVISIO crystal slim as a backsplash behind a gas cooktop, it must be at least 12 in (304.8 mm) from an open flame. If this is not possible, we suggest installing a flame retardant material directly behind the cooktop. Reference the RAUVISIO crystal Technical Information for more information.

Cleaning and care

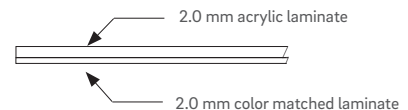
Clean with a damp microfiber cloth and mild soap if needed. RAUVISIO crystal slim has a very hard, scratch-resistant finish. Avoid abrasive cleaners, solvent-based cleaners and harsh chemicals. Do not use paper towels, brushes or scouring pads. REHAU is not responsible for any damage done by abrasive cleaning products or procedures.

Protective coat

A protective peel coat is applied to the top of the glass surface. Do not expose peel coat to direct sunlight before removal. Remove promptly after installing RAUVISIO crystal slim. To remove peel coat, use rubber fingertips or our peel coat removal tool.

50% lighter panels mean flexible design and ease of installation on site. Unlike real glass, RAUVISIO crystal slim is 50% lighter and can be cut, drilled and routed on the job site.

Slim profile



Profile specifications

| | |
|---------------|--|
| Application | Backsplash, wall panel |
| Thickness | 5/32 in (4 mm) |
| Sheet size | 51 x 110 in (1300 x 2800 mm) |
| Face material | Two-layer polished (gloss) or natural (matte), multiple colors |
| Back material | Balancing sheet, matching color |



IT'S THE
little things
IN LIFE ♡

Request a sample at
na.rehau.com/crystal

Customer Service Contacts

Hours Monday to Friday, 8 am to 6:30 pm EST

Email orders.us@rehau.com

www.na.rehau.com/cabinetdoors

United States

Phone (888) 734-2810 Fax (616) 285-7622

Canada

Phone (888) 905-0345 Fax (514) 905-0490

For updates to publication, visit na.rehau.com/resourcecenter

The information contained herein is believed to be reliable, but no representations, guarantees or warranties of any kind are made as to its accuracy, suitability for particular applications or the results to be obtained therefrom. Before using, the user will determine suitability of the information for user's intended use and shall assume all risk and liability in connection therewith.

© 2024 REHAU

100.760 en 03.2024