

**Engineering progress  
Enhancing lives**

## **Entice the senses**

Inspired by pattern, RAUVISIO ingrain's veneer aesthetic is a celebration for the eye.

[na.rehau.com/ingrain](http://na.rehau.com/ingrain)





RAUVISIO ingrain™ wood fiber laminate combines natural wood fibers with synchronized etching for a luxurious veneer aesthetic. Its distinctive combination of fibers and dimensional gloss channels light and contrast in such high definition that it demands a second, even third glance. Step into the grain with one of our immersive patterns to deliver an atmosphere of eco-conscience luxury to your next designed space.



RAUVISIO ingrain wood fiber laminate is cellulose fibers derived from wood pulp bonded using vegetable-based adhesives, resulting in a high-performing, sustainable surface. Free of melamine resins, formaldehyde, phenol and solvents, the laminate is offered as pressure sensitive adhesive (PSA) laminates, boards and edgeband or fabricated panels and cabinet doors. The PSA laminate is extremely flexible, making it ideal for vertical design elements, including curved walls and soft 3D applications, and suitable for cabinet refacing.

Crafted in Italy, the wood-fiber paper is applied stateside to a particle board core using PUR glue and finished with REHAU LaserEdge™ duo-gloss technology. By combining color, gloss and embossing patterns, this next-generation edge seamlessly continues the heightened sensory experience of the wood-fiber surface. Lose yourself in the definition of RAUVISIO ingrain.

## What is RAUVISIO ingrain?

A sustainable wood fiber laminate, with a synchronized etched grain providing an authentic look of veneer.

## What is wood fiber laminate?

Wood fiber laminate is cellulose fibers derived from wood pulp bonded using vegetable-based adhesives, resulting in a high-performing, sustainable surface. The engineered natural material is an economical choice, eliminating the labor-intensive finish work of real veneer and coming in at nearly one-third of the cost of prefinished veneer.

## What is synchronized etching?


Synchronized etching, the proprietary technology used in RAUVISIO ingrain, adds visual dimension to a wood-fiber pore by applying a patterned matte and low gloss finish. It delivers the soft, crisp graining of a veneer, without the overcompensations typical of melamine embossing. On REHAU LaserEdge, this technique known as duo-gloss, recreates each laminate color using a precision embossing pattern for a visually seamless surface-to-edge transition.

## What makes it unique?

- Natural cellulose fibers
- Synchronized etching finish
- Free of melamine resins, formaldehyde, phenol and solvents

## Features:

- High-definition print
- 3x thicker than melamine
- High-performing, sustainable surface
- Suitable for residential and commercial projects
- Double-sided finished panel or cabinet door



## Seek out pattern.

We have been mesmerized by patterns, colors and textures since our most primitive days. Our mind is hardwired to seek patterns so that we can make sense of the world by creating categories for things: Harmful or helpful? Dangerous or safe? Appealing or unappealing? Once we have categorized something and found it to be more than agreeable, we want to make it ours and share it with others.

## Never too much of a good thing.

Our desire to share elements that evoke admiration with those around us and multiply them for all to experience is what propelled the Industrial Revolution. We as the human race have been observing and emulating the noteworthy in life for millennia. Good design is no different. When we see something good, something beautiful, something wondrous, we want to be able to hold it, touch it, be with it and bring it home.

“Textured melamines have printed designs that are then subjected to a resin bath causing the image quality to become diluted. The resulting finish is typically glossy and artificial. RAUVISIO ingrain maintains a high-definition print because its finish is applied by a proprietary print-roller process in a unique matte and low-gloss texture that matches the grain pattern. To match this high-definition effect in REHAU LaserEdge, our color-match artisans have advanced our edgeband technology with complex designs that use patterns in the color, gloss and embossing.”

- Scott Blair, senior product engineer at REHAU





## Timeless collection

Tried and true, time and again. These colors are pillars of any good design because of their versatility and ability to enliven the senses. Into offices, hotels and restaurants, they carry a graceful worldliness that gleams confidently.




Heirloom Oak 1318



Windswept Pine 1824



Steel Oak 1349



Acacia Oak 1343



Roasted Oak 1345



## Horizon collection

Beaming with light all around, our horizon collection is a celebration for the eyes. Experience these warm and deeply vibrant colors for a sunny-side-up experience that nurtures elevated moods to keep the ideas flowing.



Seaside Pine 1823



Milestone Maple 1502



Nomad Oak 1338



Honeycomb Oak 1348



Sunlit Pine 1827



# Atmosphere collection

Draw out a stylish silhouette that is patterned for visual impact. These etched surfaces create a mystical setting for residential spaces that need a spark of warmth and homeyness. Fall back on your favorite spot, away from the daily grind of the moment, to recenter, refuel and refocus.



Cognac Pine 1826



Whispering Walnut 1125



Dawning Ash 1509



Bourbon Teak 1831



Charred Ebony 1960



## RAUVISIO ingrain Technical Information

RAUVISIO ingrain is designed for vertical applications, however it can be used in light-duty horizontal applications. It cannot be used for worktops, countertops, or in bathrooms or other humid areas.

### Profile specifications

Appearance	Wood veneer
Door style	Slab and shaker
Design style	Modern, contemporary
Construction	PUR laminated face and back, REHAU LaserEdge
Face material	Wood fiber laminate, multiple colors
Back material	Wood fiber laminate, multiple colors
Edgeband	Duo-gloss REHAU LaserEdge, matching color
Core	Particle board
Board thickness	3/4 in (19 mm)

### Size parameters

Minimum slab	3 x 5 in (76.2 x 127 mm)
Maximum slab	48 x 119 in (1220 x 3022.6 mm)
Minimum shaker	8-7/8 in W x 11 in H (225.4 mm W x 279.4 mm H)
Maximum shaker	30 in W x 65 in H (762 mm W x 1651 mm H)

### Edgebanding profile

Top edge	1.0 mm radius
Bottom edge	1.0 mm radius
Edgeband finish	Duo-gloss REHAU LaserEdge, color matched

### Accessory products

1/4 in. thick components	Cut-to size with raw edges
Integrated handle	1 17/64 and 5/64 in (32 and 2 mm)
PSA laminate	24 x 96 in (609.6 x 2438.4 mm)
CPL laminate	49 in x 121 in x 0.5 mm (1244.6 x 3073.4 mm)

### Board specifications

RAUVISIO ingrain is laminated to a particle board core using PUR glue and seamlessly finished with REHAU LaserEdge for a monolithic effect. Grain-matched doors with an expanse up to 1 in. less than the board size (49 x 121 in) are also available.

### Edgeband specifications

All components are edgebanded with next-generation REHAU LaserEdge duo-gloss technology, which recreates each laminate color using a precision embossing of two gloss levels applied in a pattern for a visually seamless surface-to-edge experience. This zero-joint finish creates a tight seal between the surface and the edge that provides superior heat and moisture resistance.

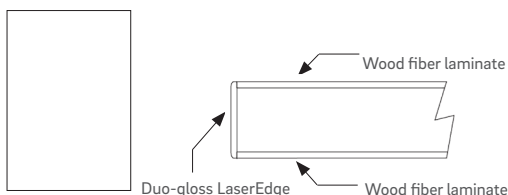
### Cleaning and care

Clean with a cotton dish towel and mild soap if needed. Avoid abrasive cleaners, solvent-based cleaners and harsh chemicals. Do not use brushes or scouring pads. REHAU is not responsible for any damage done by abrasive cleaning products or procedures.

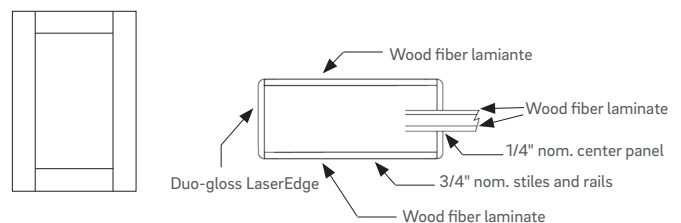
### Protective coat

There is no peel coat on RAUVISIO ingrain.

### Slab profile



### Shaker profile







Lose yourself in the definition of RAUVISIO ingrain.  
Request a sample at [na.rehau.com/ingrain](https://na.rehau.com/ingrain)



**Customer Service Contacts**

Hours Monday to Friday, 8 am to 6:30 pm EST

Email [orders.us@rehau.com](mailto:orders.us@rehau.com)

[www.na.rehau.com/surfaces](http://www.na.rehau.com/surfaces)

**United States**

Phone (888) 734-2810 Fax (616) 285-7622

**Canada**

Phone (888) 905-0345 Fax (514) 905-0490

For updates to publication, visit [na.rehau.com/resourcecenter](http://na.rehau.com/resourcecenter)

The information contained herein is believed to be reliable, but no representations, guarantees or warranties of any kind are made as to its accuracy, suitability for particular applications or the results to be obtained therefrom. Before using, the user will determine suitability of the information for user's intended use and shall assume all risk and liability in connection therewith.